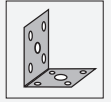




Accessories Safety

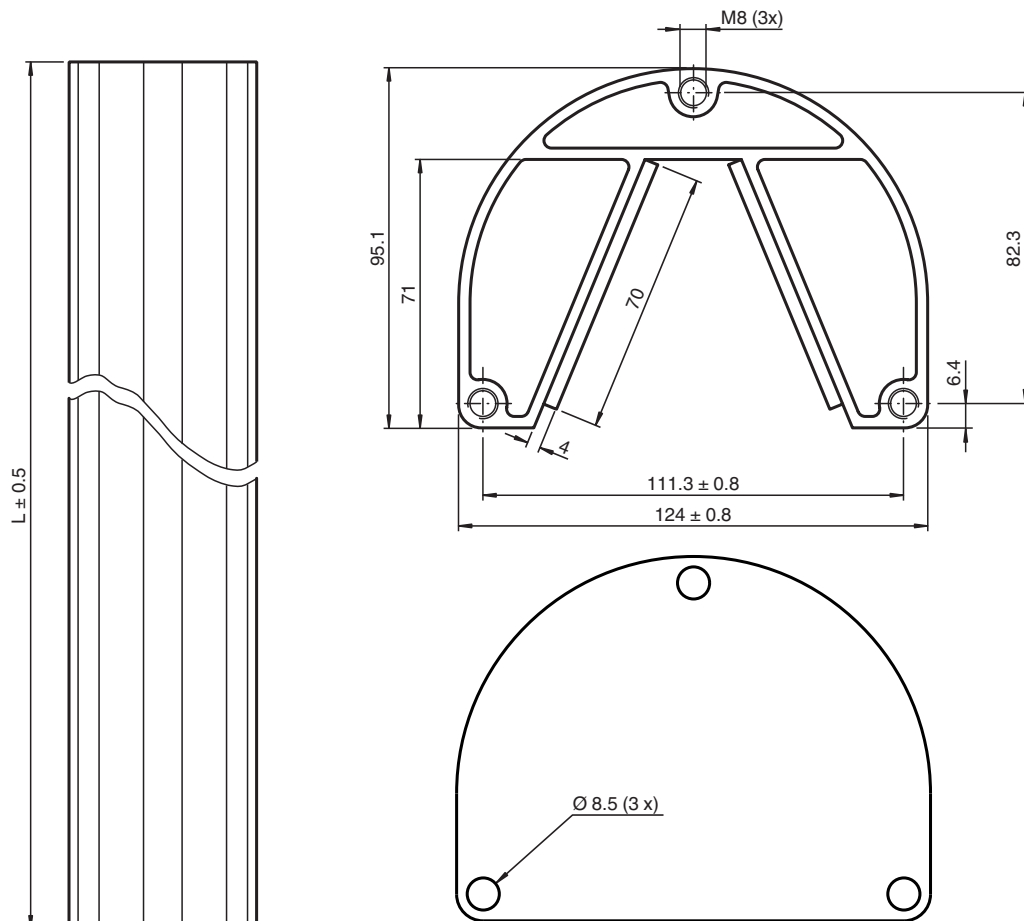
SLCT-M-01-2100



- Rotation-invariant deflection of a light beam by 90° in the plane of incidence, making it highly vibration-resistant
- Translation-free deflection with no lateral beam shift with OMH-SLCT-200 floor mount
- Silver-coated mirror glass
- Mirror glass with low light absorption
- Up to Ø 48 mm pencil of rays in the plane of incidence

Inclined mirror for stable 90° deflection with cover plate

Dimensions



Technical Data

General specifications

Setting angle	± 5 ° with product OMH-SLCT-200
Tilting angle	± 2.5 ° with product OMH-SLCT-200

Release date: 2020-09-02 Date of issue: 2020-10-06 Filename: 251604_eng.pdf

Refer to "General Notes Relating to Pepperl+Fuchs Product Information".

Pepperl+Fuchs Group
www.pepperl-fuchs.com

USA: +1 330 486 0001
fa-info@us.pepperl-fuchs.com

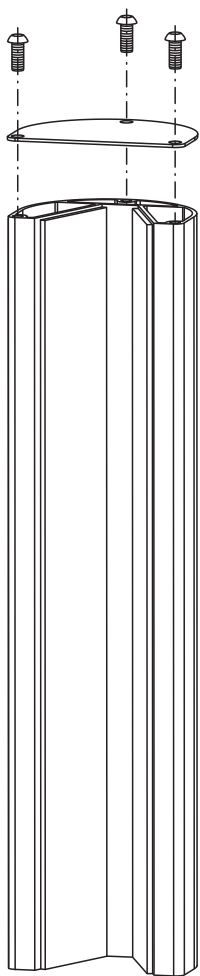
Germany: +49 621 776 1111
fa-info@de.pepperl-fuchs.com

Singapore: +65 6779 9091
fa-info@sg.pepperl-fuchs.com

PEPPERL+FUCHS

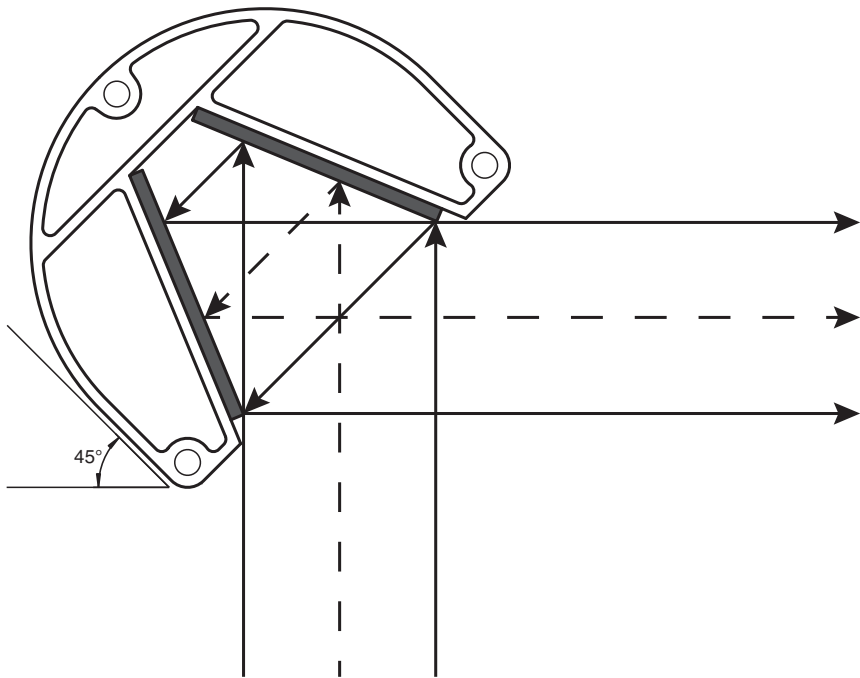
Technical Data

Ambient conditions		
Ambient temperature		-40 ... 80 °C (-40 ... 176 °F)
Storage temperature		-40 ... 80 °C (-40 ... 176 °F)
Relative humidity		80 % , noncondensing
Mechanical specifications		
Housing length L		2080 mm
Material		
Housing		anodized aluminum ; glass
Mass		approx. 12.7 kg
General information		
Scope of delivery		Inclined mirror, cover plate The three fillister head screws for the cover plate are supplied with the floor mount
Suitable series		
Safety Series		SLCT / SLCS















Release date: 2020-09-02 Date of issue: 2020-10-06 Filename: 251604_eng.pdf

Characteristic Curve






Matching system components


	SB4-OR-4XP-B-4159	Safety control unit
	SB4-OR-4XP	Safety control unit
	SB4-OR-4XP-B	SB4 series safety control unit with 1 optional module slot for functional enhancement
	SB4-OR-4XP-B-B	SB4 series safety control unit with optional module slots for functional enhancement
	SB4-OR-4XP-B-B-B	SB4 series safety control unit with optional module slots for functional enhancement
	SB4-OR-4XP-B-B-B-B	SB4 series safety control unit with optional module slots for functional enhancement
	SB4-OR-4XP-B-B-B-B-B	SB4 series safety control unit with optional module slots for functional enhancement
	SB4-OR-4XP-B-4158	Safety control unit
	SB4-OR-4XP-3819	Safety control unit
	SB4-OR-4XP-4M	Safety control unit
	SB4-OR-4XP-4MD	Safety control unit
	SB4-OR-4XP-4M-4136	Safety control unit of series SB4

Release date: 2020-09-02 Date of issue: 2020-10-06 Filename: 251604_eng.pdf

Matching system components

	SB4-OR-4XP-4X	Safety control unit
	SB4-OR-4XP-4X-3819	Safety control unit
	SB4-OR-4XP-4136	Safety control unit of series SB4

Accessories

	OMH-SLCT-200	Floor mount
---	---------------------	-------------

Application

The inclined mirror is arranged so that light beams from the emitter can be deflected to the receiver. To deflect the protection field through 90°, the inclined mirror is positioned at an angle of 45°.

When aligning the layout, ensure that all components are arranged vertically and at the same height. To roughly align the inclined mirror, turn it so that you can see the receiver reflected in the mirror when looking at it with the emitter behind you.

Accessories

Other suitable accessories can be found at www.pepperl-fuchs.com